





1

  
**Specialization Constants**

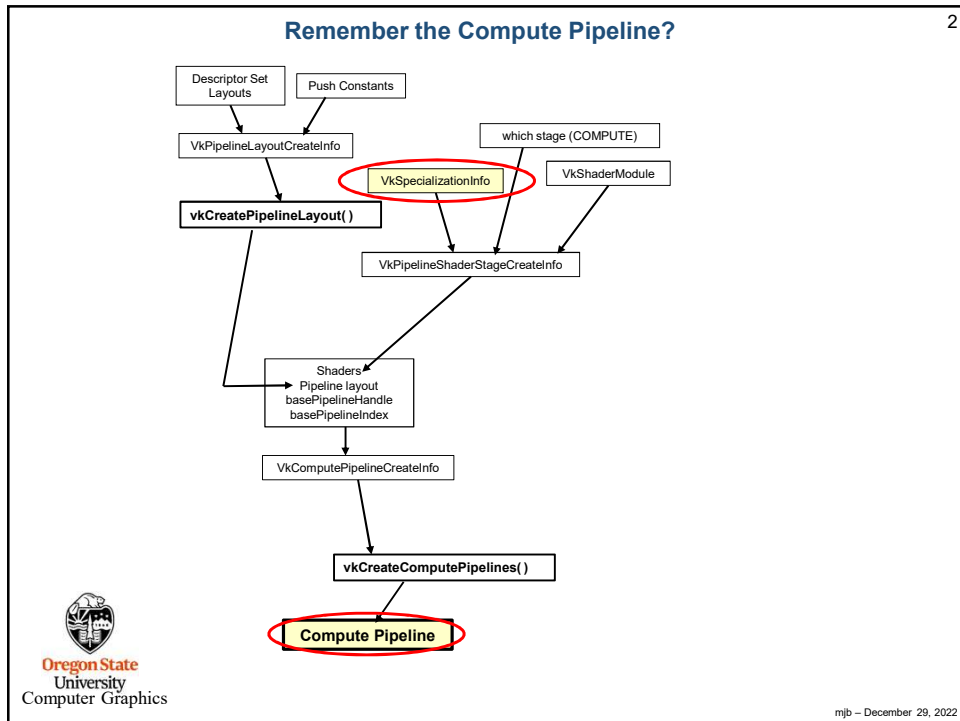
  
**Oregon State University**  
Mike Bailey  
mjb@cs.oregonstate.edu



This work is licensed under a [Creative Commons Attribution-NonCommercial-NoDerivatives 4.0 International License](https://creativecommons.org/licenses/by-nc-nd/4.0/)



SpecializationConstants.pptx mjb - December 29, 2022



### What Are Specialization Constants?

3

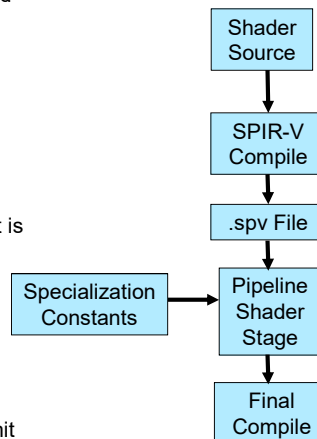
In Vulkan, all shaders get halfway-compiled into SPIR-V and then the rest-of-the-way compiled by the Vulkan driver.

Normally, the half-way compile finalizes all constant values and compiles the code that uses them.

But, it would be nice every so often to have your Vulkan program sneak into the halfway-compiled binary and manipulate some constants at runtime. This is what Specialization Constants are for. A Specialization Constant is a way of injecting an integer, Boolean, uint, float, or double constant into a *halfway-compiled* version of a shader right before the *rest-of-the-way* compilation.

That final compilation happens when you call **vkCreateComputePipelines()**

Without Specialization Constants, you would have to commit to a final value before the SPIR-V compile was done, which could have been a long time ago



### Why Do We Need Specialization Constants?

4

Specialization Constants could be used for:

- Setting the work-items per work-group in a compute shader
- Setting a Boolean flag and then eliminating the if-test that used it
- Setting an integer constant and then eliminating the switch-statement that looked for it
- Making a decision to unroll a for-loop because the number of passes through it are small enough
- Collapsing arithmetic expressions into a single value
- Collapsing trivial simplifications, such as adding zero or multiplying by 1

### Specialization Constants are Described in the Compute Pipeline

5

mjb - December 29, 2022

### Specialization Constant Example -- Setting an Array Size

6

In the compute shader

```
layout( constant_id = 7 ) const int ASIZE = 32;
int array[ASIZE];
```

In the Vulkan C/C++ program:

```
int asize = 64;
VkSpecializationMapEntry vsme[1]; // one array element for each
                                // Specialization Constant
    vsme[0].constantID = 7;
    vsme[0].offset = 0; // # bytes into the Specialization Constant
                        // array this one item is
    vsme[0].size = sizeof(asize); // size of just this Specialization Constant

VkSpecializationInfo vsi;
vsi.mapEntryCount = 1;
vsi.pMapEntries = &vsme[0];
vsi.dataSize = sizeof(asize); // size of all the Specialization Constants together
vsi.pData = &asize; // array of all the Specialization Constants
```

mjb - December 29, 2022

### Linking the Specialization Constants into the Compute Pipeline

```

int asize = 64;

VkSpecializationMapEntry vsme[1];
vsme[0].constantID = 7;
vsme[0].offset = 0;
vsme[0].size = sizeof(asize);

VkSpecializationInfo vsi;
vsi.mapEntryCount = 1;
vsi.pMapEntries = &vsme[0];
vsi.dataSize = sizeof(asize);
vsi.pData = &asize;

VkPipelineShaderStageCreateInfo vpssci;
vpssci.sType = VK_STRUCTURE_TYPE_PIPELINE_SHADER_STAGE_CREATE_INFO;
vpssci.pNext = nullptr;
vpssci.flags = 0;
vpssci.stage = VK_SHADER_STAGE_COMPUTE_BIT;
vpssci.module = computeShader;
vpssci.pName = "main";
vpssci.pSpecializationInfo = &vsi;

VkComputePipelineCreateInfo vcpci[1];
vcpci[0].sType = VK_STRUCTURE_TYPE_COMPUTE_PIPELINE_CREATE_INFO;
vcpci[0].pNext = nullptr;
vcpci[0].flags = 0;
vcpci[0].stage = vpssci;
vcpci[0].layout = ComputePipelineLayout;
vcpci[0].basePipelineHandle = VK_NULL_HANDLE;
vcpci[0].basePipelineIndex = 0;

result = vkCreateComputePipelines( LogicalDevice, VK_NULL_HANDLE, 1, &vcpci[0], PALLOCATOR, OUT &ComputePipeline );
    
```

7

### Specialization Constant Example – Setting Multiple Constants

In the compute shader

```

layout( constant_id = 9 ) const int a = 1;
layout( constant_id = 10 ) const int b = 2;
layout( constant_id = 11 ) const float c = 3.14;
    
```

In the C/C++ program:

```

struct abc { int a, int b, float c; } abc;

VkSpecializationMapEntry vsme[3];
vsme[0].constantID = 9;
vsme[0].offset = offsetof( abc, a );
vsme[0].size = sizeof(abc.a);
vsme[1].constantID = 10;
vsme[1].offset = offsetof( abc, b );
vsme[1].size = sizeof(abc.b);
vsme[2].constantID = 11;
vsme[2].offset = offsetof( abc, c );
vsme[2].size = sizeof(abc.c);

VkSpecializationInfo vsi;
vsi.mapEntryCount = 3;
vsi.pMapEntries = &vsme[0];
vsi.dataSize = sizeof(abc);
vsi.pData = &abc;
    
```

// size of all the Specialization Constants together  
// array of all the Specialization Constants

It's important to use sizeof ( ) and offsetof ( ) instead of hardcoding numbers!

Or

Computer Graphics

8

## Specialization Constants – Setting the Number of Work-items Per Work-Group in the Compute Shader

9

In the compute shader

```
layout( local_size_x_id=12 ) in;

layout( local_size_x = 32, local_size_y = 1, local_size_z = 1 ) in;
```

In the C/C++ program:

```
int numXworkItems = 64;

VkSpecializationMapEntry vsme[1];
vsme[0].constantID = 12;
vsme[0].offset = 0;
vsme[0].size = sizeof(int);

VkSpecializationInfo vsi;
vsi.mapEntryCount = 1;
vsi.pMapEntries = &vsme[0];
vsi.dataSize = sizeof(int);
vsi.pData = &numXworkItems;
```